



# HOSHIZAKI

Flaker/Flockeneisbereiter/Machines A Glace EN Paillettes  
 Schilferijsmachines/Fabbricatori Di Ghiaccio in scaglie

FM series / CM series

## FM series

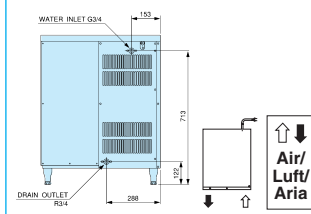


Flake(Nugget) ice  
 Flocken(Nugget)eis  
 Paillettes(Pepites)  
 Schilfer(Nugget)ijs  
 Scaglie(Nugget)

**FM-80EE**



Back side

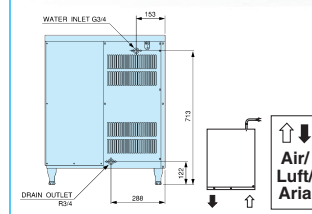


Air Flow : Front in / Front out

**FM-120EE**



Back side

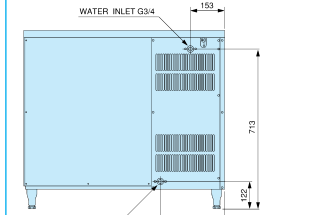


Air Flow : Front in / Front out

**FM-120EE-50**



Back side

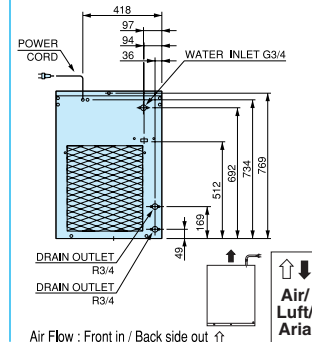


Air Flow : Front in / Front out

**FM-170AFE/FM-251AFE w/B-300bin**



Back side

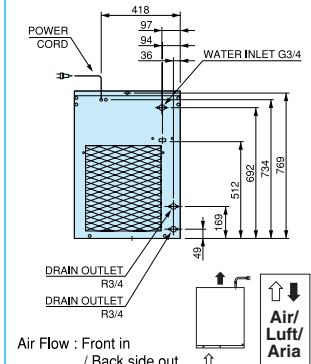


Air Flow : Front in / Back side out

**FM-600AHE w/B-300bin**



Back side

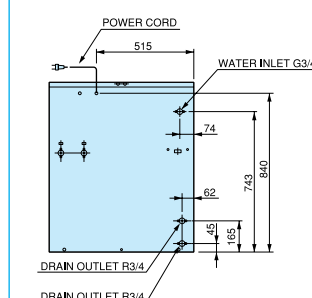


Air Flow : Front in / Back side out

**FM-1000ASFE3 w/B-900bin**



Back side



Air Flow : Front in / Back side out

## CM series

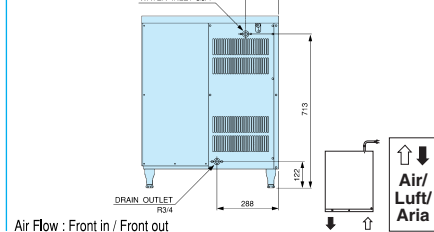


Cubelet/Cubeleis  
 Cubelets/Cubeletijs  
 Ghiaccio in cubelet

**CM-110EE**



Back side



Air Flow : Front in / Front out

# FM

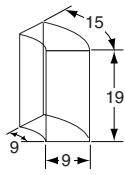
Flake(Nugget) ice  
 Flocken(Nugget)eis  
 Paillettes(Pepites)  
 Schilfer(Nugget)ijs  
 Scaglie(Nugget)



FM251AFE  
W/B-300bin

# CM

Cubelet  
 Cubeleteis  
 Cubelets  
 Cubeletijs  
 Ghiaccio in cubelet



CM-110EE

		FM80EE	FM120EE FM120EE-N	FM120EE-50 FM120EE-50N	FM170AFE FM170AFE-N	FM251AFE FM251AFE-N	FM600AHE FM481AGE-N*	FM600AWHE FM481AWGE-N	FM1000ASF3* FM1000ASF3-N*	CM110EE
Ice Production(kg/day)	Type of ice	Flake	Flake Nugget	Flake Nugget	Flake Nugget	Flake Nugget	Flake Nugget	Flake Nugget	Flake Nugget	Cubelet
Eisproduktion(Kg/24 Std.)	A.T. 10°C W.T. 10°C	85	125 110	125 110	170 160	246 236	600 430	600 380	1020 850	110
Production en 24h	A.T. 21°C W.T. 15°C	75	115 98	115 98	145 135	200 192	540 360	560 350	950 800	98
IJsproductie(Kg/24uur)										
Produzione in 24h										
Bin Capacity (kg)										
Vorrat(kg)										
Reserve		26	26	57	—	—	—	—	—	32
Opslag										
Riserva										
Cooling System	A=Air/Luft/ Lucht/Aria									
Kühlung	AR=Remote/Separat/ Distance	A	A	A	A	A	A	W	AR	A
Condenseur	W=Water/Wasser/ Water/Acqua/Eau								(URC 20)	
Condensator										
Raffreddamento										
Refrigerant										
Kältemittel										
Fluide Refrigerant		R134a		R134a		R404A		R404A	R404A	R134a
Koelmedium										
Refrigerante										
Electrical Supply										
Netzspannung					1/220-240				1/380	1/220-240
Alimentation électrique					50Hz				50Hz	50Hz
Spanning										
Voltaggio Standard										
Electrical Consumption (W/h)										
Anschlussleistung(W/h)										
Consommation électrique(W/h)		300	520	520	620 640	830	1920 1464	1670 1356	3210	525
Stroomverbruik(W/h)										
Consumo Elettrico(W/h)										
Water Consumption (lit/h)										
Wasserverbrauch(Ltr/Std.)										
Consommation D'Eau(lit./h)		2.5	4.8 4.1	4.8 4.1	6.3 5.8	8.5 8.2	22.9 15.0	129.1 96.0	40 33.7	4.1
Waterverbruik(lit./uur)										
Consumo Acqua(lit./h)										
Dimensions (mm)										
Abmessungen(BxTxH)		W640		W940		W560		W560	W765	W640
Dimension(LxPxH)		x		x		x		x	x	x
Maten(BxDxH)		D600		D600		D700		D700	D698	D600
Dimensioni(LxPxH)		x		x		x		x	x	x
		H800		H800		H780		H780	H898	H800
Finishing										
Ausführung	S/S=Stainless steel/ Chromnickelstahl/ Inox/Roestvrijstaal/ Acciaio									
Carrosserie										
Behuizing										
Finitura										
Weight (kg) Net/Gross										
Gewicht Netto/Brutto										
Poids Net/Brut		65/75	71/82	81/94	75/87	86/98	110/122	110/122	153/168	71/82
Gewicht Netto/Bruto										
Peso netto/Lordo										

\* = remote on request/ Splitaufstellung auf Anfrage/ groupe à distance sur demande/ split op aanvraag

Ihr Fachhändler:

MS-L GmbH Laborgeräte  
 Kälte- und Temperiertechnik  
 Münchackerweg 46-48  
 D-69168 Wiesloch bei Heidelberg

Tel: 06222 / 93 56-60 \* Fax: 06222 / 93 56-66  
 www.MS-L.de \* info@MS-L.de

Operating limits/Max.Betriebsgrenzen/  
 Limites de fonctionnement/Conditities/Condizioni

(A.T.):5 - 40°C

(W.T.):5 - 35°C

:0.5 - 8 bar

FM/CM-INFO-072007-06